

Original	Substitut	Original	Substitut
Open/ Close	Eject / Surround	4	4
Power	Power	5	5
Stereo/ Mono	Shift + Audio / Lang I/II	6	6
Name	Text / Goto	Band	TV/ Radio /
Dimmer	Shift + Mute / Dimmer	Angle	Info / Angle
Repeat	Green / APP / Repeat	7	7
Tv/ Video	AV / Input / RDS	8	8
Clear	Exit / Cancel / Clear	9	9
Memory	Rec / Rec Mode	Sound Field	Sound / Title
Time	Sleep / Timer	Subtitle	Subtitle / EQ
Muting	Mute / Dimmer	>10	Guide / EPG / -/--
Play Mode	Shift + Play /	10/0	0
1	1	Enter	Fav / Marker / PC
2	2	Display	Display / Media
3	3	Vol +	Vol +
Function	Smart / List	Vol -	Vol -
Audio	Audio / Lang I/II	I<</ Preset-	I<< / Preset-



Original	Substitut	Original	Substitut
>>I / Preset +	>>I / Preset +		
<</ Tuning- / <I	<< / Tune-		
Tuning+/ Slow	>> / Tune+		
Play/ Select	Play / Slow		
Pause	Pause / Step / Freeze		
Stop	Stop / Hold		
DVD Display	Shift + Display / Media		
DVD Top Menu	Shift + D. Menu / Top Menu		
Up	Up		
DVD Menu	D. Menu / Top		
Return	Back / Return		
Left	Left		
Enter	OK		
Right	Right		
DVD Setup	Setup / OPT /		
Down	Down		
AMP Menu	Menu / Home		



Original		Substitut	
TV I/⏻	Power Tv	⏻	Power
STEREO/ MONO	Stereo/Mono	LANG I/II AUDIO	Audio / Lang I/II
TV/ VIDEO	Tv/Video	RDS AV INPUT	AV / Input / RDS
MEMORY	Memory	REC MODE ●	Rec / Rec Mode
MUTING	Muting	DIMMER MUTE	Mute / Dimmer
1	1	TV 1	1
2	2	DVD 2	2
3	3	CD - STB 3	3
FUNCTION	Function	LIST SMART	Smart / List
4	4	VIDEO 4	4
5	5	TAPE 5	5
6	6	TUNER 6	6
BAND	Band	PROGRAM TV/ RADIO	TV/Radio /
7	7	AUX - HDD 7	7
8	8	USB 8	8
9	9	BLUETOOTH 9	9
SOUND FIELD	Sound Field	TITLE SOUND	Sound / Title

Original		Substitut	
>10	>10	-/-- GUIDE EPG	Guide / EPG / -/--
10/0	10/0	HDMI - SAT 0	0
DISPLAY	Display	MEDIA DISPLAY	Display / Media
+ VOL	Vol +	+ VOL	Vol +
VOL –	Vol -	VOL –	Vol -
TV C – PRES PREV	Tv CH-	CH PAGE –	CH- / Page-
CH SET + NEXT	Tv CH+	+ CH PAGE	CH+ / Page+
ENTER	Enter	OK	OK
AMP MENU	AMP Menu	HOME MENU	Menu / Home